

## IDAHO KIDS HEALTH COVERAGE SNAPSHOT

Even before the pandemic, Idaho had the highest increase in the rate of uninsured children in the entire country between 2017 and 2018; and after a year of turmoil tens of thousands of Idaho children remain uncovered. Research shows children with health coverage are more likely to do better in school and grow up healthy; opportunities that every Idaho kid deserves. This is a snapshot of children's health coverage in Idaho and illustrates why it is critical that we prioritize making sure that every Idaho kid is covered.


### Health Coverage for Idaho Kids

Currently, 5% of Idaho children are uninsured – this means 24,000 Idaho kids don't have health coverage. When children are uninsured, they are more likely to have unmet health needs and lack a usual source of care, limiting their chances to grow into healthy and productive adults.

This data also shows clear disparities across income, age, as well as geography. The disparity in coverage between urban and rural children in Idaho shows how a child's zip code can determine their access to care.

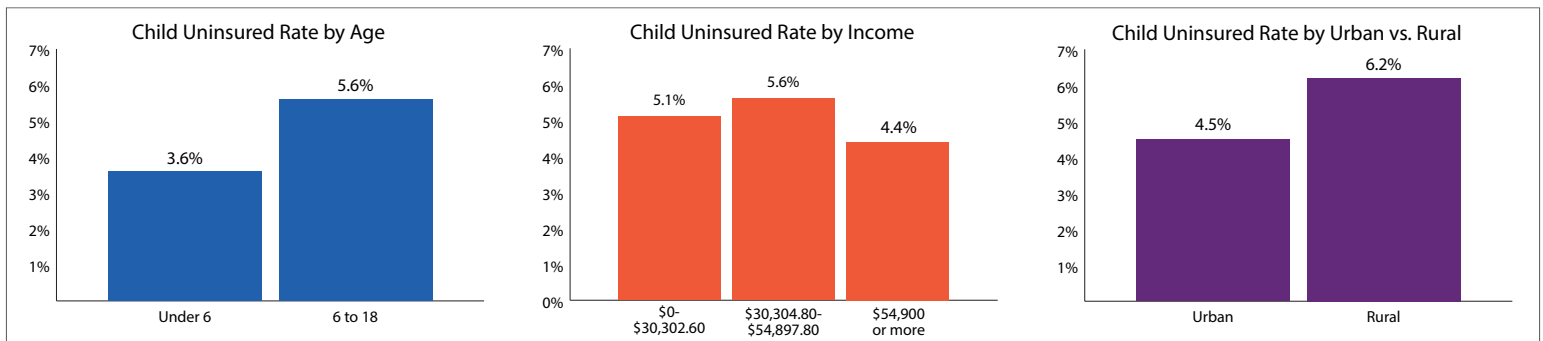
# 24,000

## Idaho Kids Don't Have Health Coverage



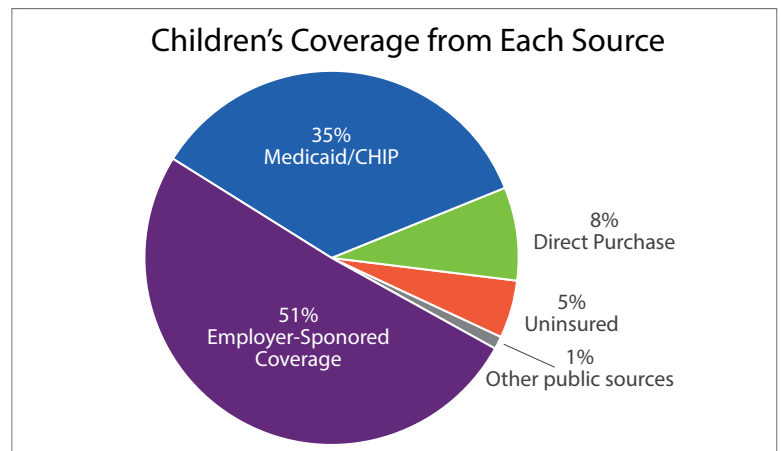
# x 500

### That's 500 School Buses of Children



### How are Idaho's Kids Covered

While almost half of Idaho's children receive coverage through their parent's work-based health insurance, many receive coverage through public programs like Medicaid or CHIP. These programs provide critical access to health coverage for children with disabilities, and Idaho families who aren't offered coverage through their employer and cannot afford health insurance. For example, in a 3-person household the parents would have to make less than \$3,477 a month for their children to be eligible for coverage.

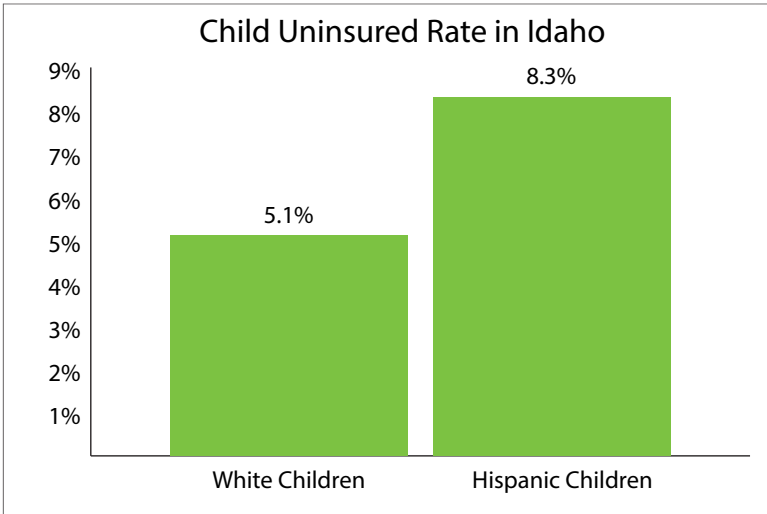




### Disproportionate Impact

Increases in the uninsured rate affect all Idaho children, but data shows some families and communities are more likely to be without coverage.

For example, White children in Idaho have an uninsured rate of 5.1%, and while this is already too high, data shows that Hispanic children in Idaho are nearly twice as likely to be uninsured with a rate of 8.3%. As we seek to improve access to health coverage for all children in Idaho, it is important that we acknowledge and address the disparities across Idaho families.



Statistics displayed were collected and calculated from U.S. Census 2019 American Community Survey (ACS) data using 1-year estimates from Data.Census.Gov

